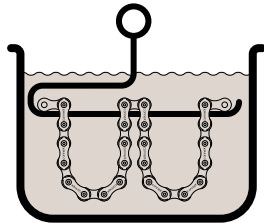
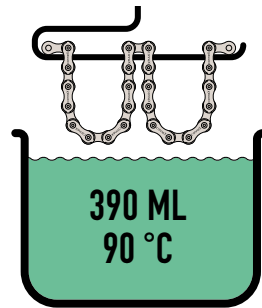


HOT WAX HOW TO



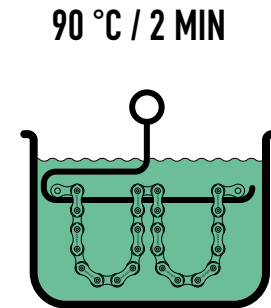
01

Degrease conventionally lubricated chain. Repeat, if necessary. Observe warnings for degreasing agents!



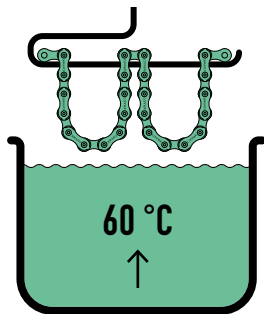
02

Allow chain to dry thoroughly. Heat wax to 90 °C. Do not heat above 100 °C!



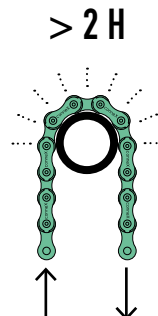
03

Immerse the chain, allowing two minutes of exposure at exactly 90 °C after thermal equalization. Reduce temperature to 60 °C until slight skin formation is visible.



04

Remove the chain from the wax. Drain and allow to cool over the wax bath.



05

Allow the waxed chain to cool for at least 2h, then break the wax on each chain link.



SCAN ME!

More information and products